An introduction to HESA and the data we collect

The Higher Education Statistics Agency

HESA
HIGHER EDUCATION STATISTICS AGENCY

HESA's Mission

To support the advancement of UK higher education by collecting, analysing and disseminating accurate and comprehensive statistical information in response to the needs of all those with an interest in its characteristics and a stake in its future.

HESA – the Agency

- HESA is a Company Limited by Guarantee
- HESA is a **sector-owned** agency
- HESA exercises statutory powers of data collection from HEIs on behalf of its Statutory Customers

History of HESA

- Created in 1993
- Replaced a number of different statistical systems
- First collections for 1994/95

Subscribers – 2012/13

- 161 Higher Education Institutions (student record)
  - 130 England
  - 18 Scotland
  - 9 Wales (10 staff record)
  - 4 Northern Ireland
- Current Alternative Providers (KIS/Unistats)
  - 3 APs Unistats and KIS Student and Course data
  - 8 APs KIS Course data only
- Additional APs (SNC for designated courses)
  - Understood to be about 70 APs seeking course designation in England

Graphic is for illustrative purposes only

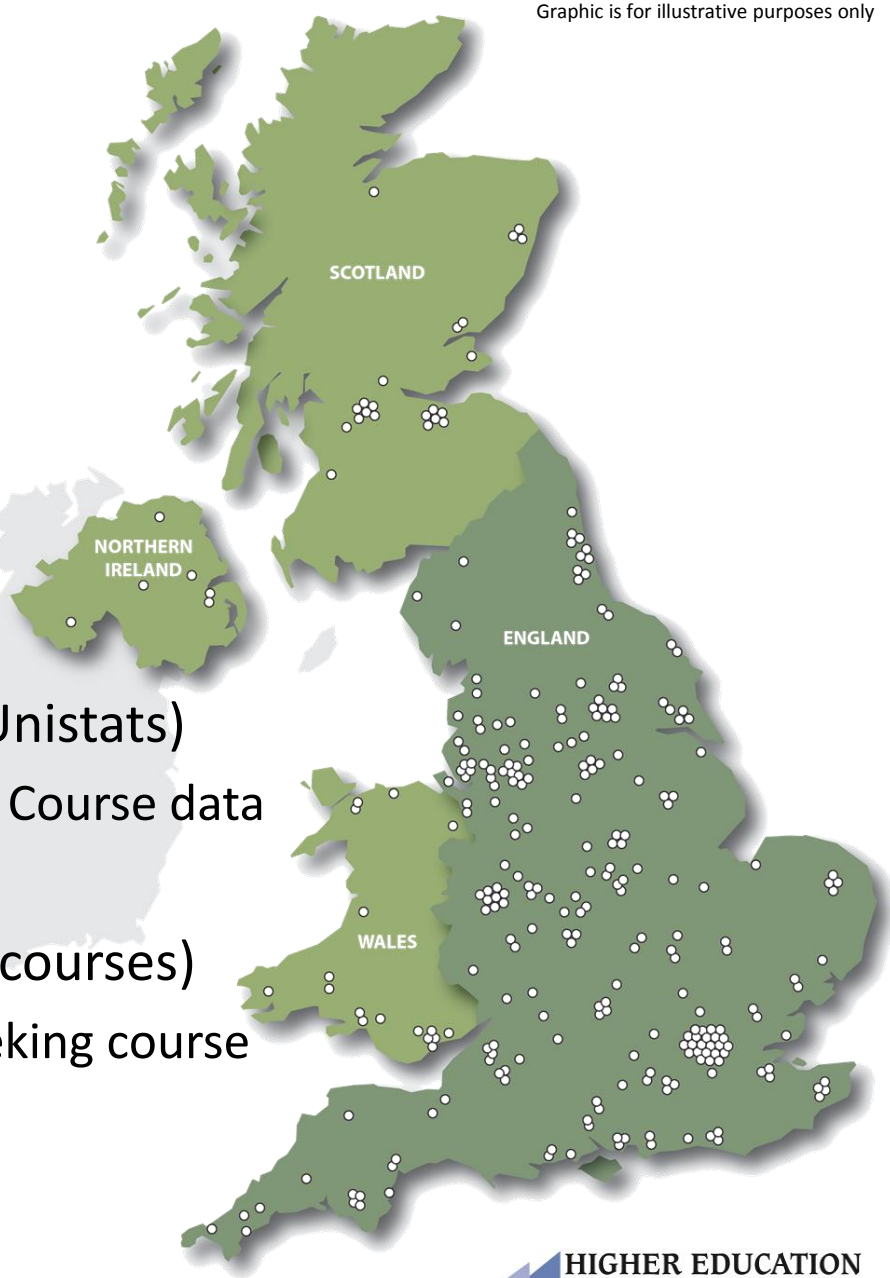

HIGHER EDUCATION STATISTICS AGENCY

HESA Data Collections

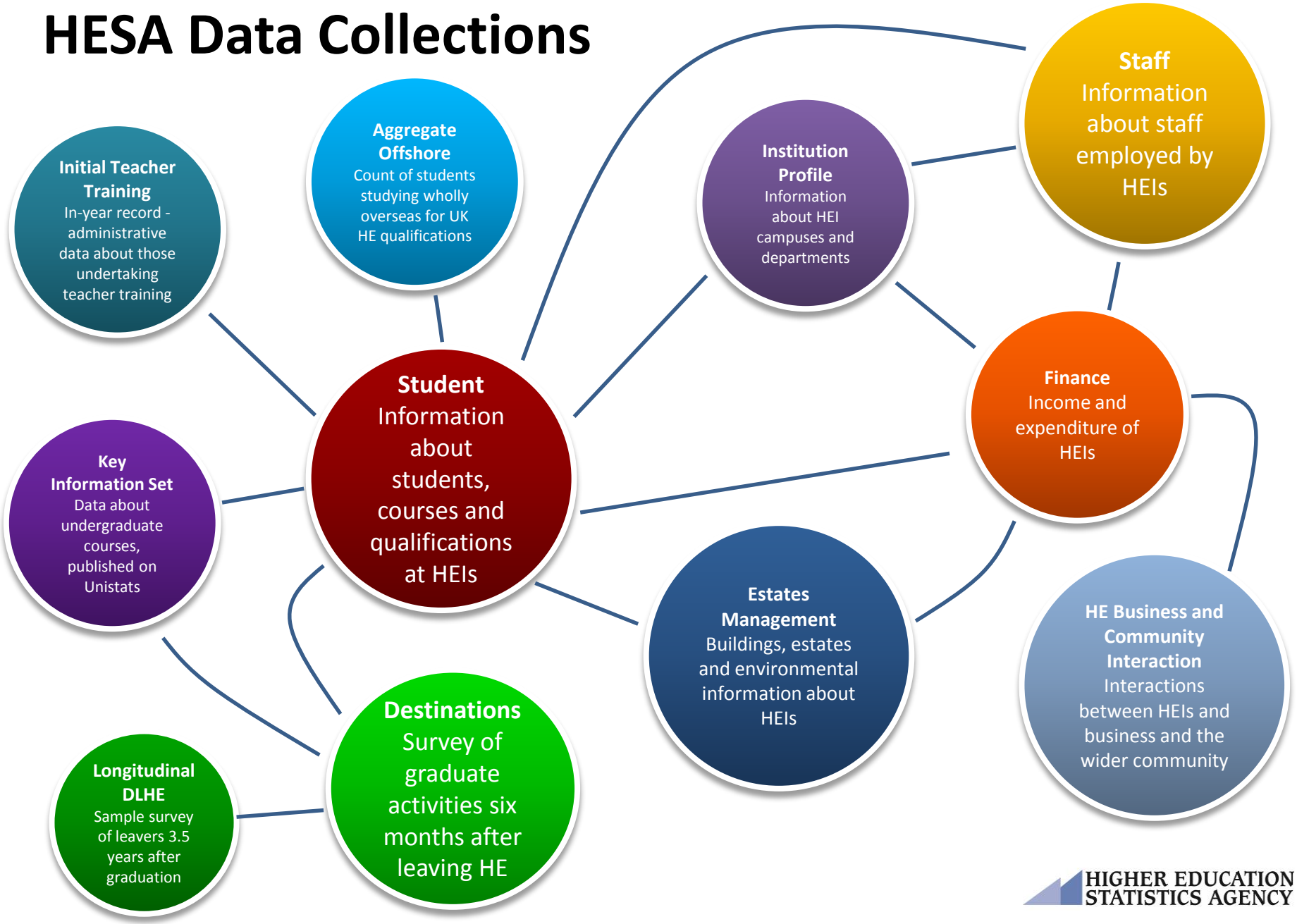

HIGHER EDUCATION STATISTICS AGENCY

The student journey and HESA

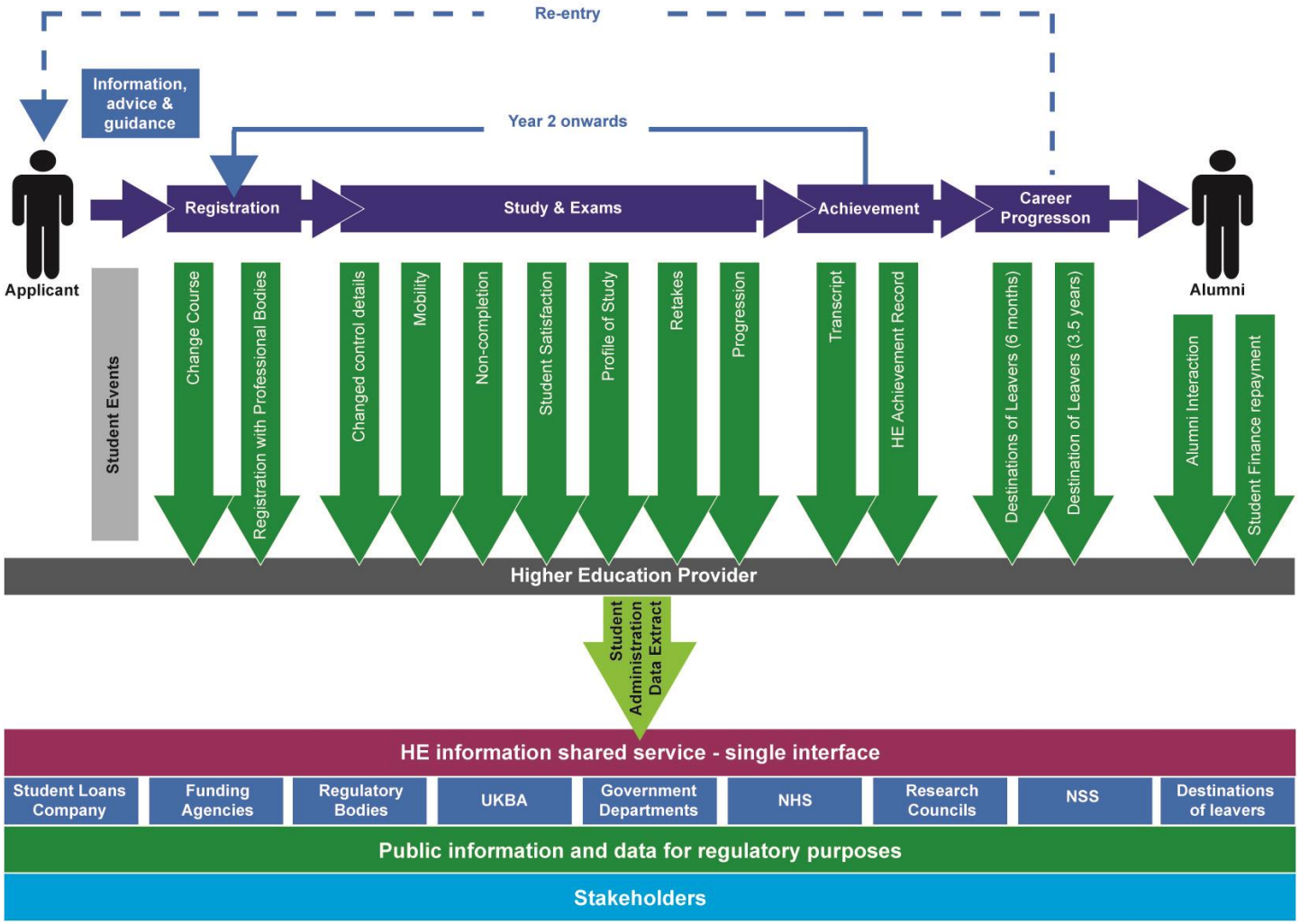

HIGHER EDUCATION STATISTICS AGENCY

The HESA data lifecycle

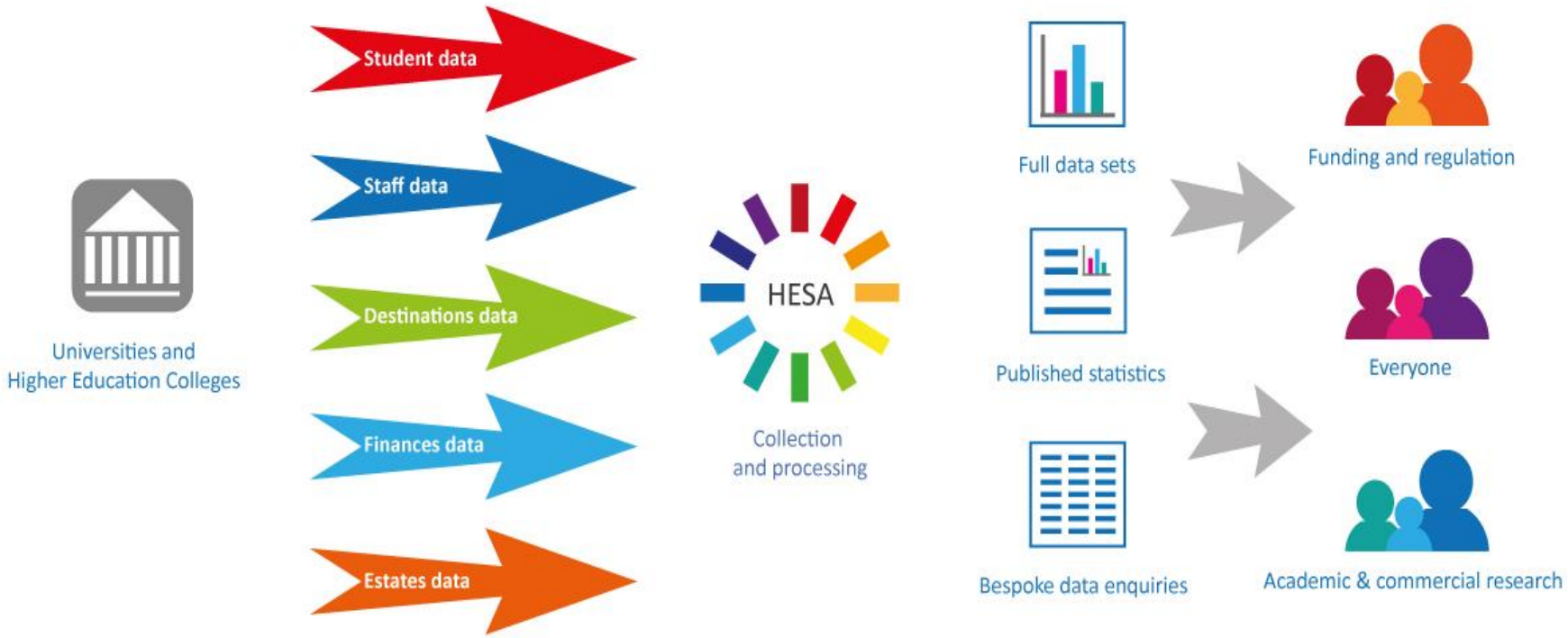

Accuracy and quality

- HESA data collected on UK-wide basis under authority of statutory bodies
- Stringent quality standards applied during collection
- Annual collections on retrospective basis
- HESA data widely used and scrutinised
- HESA is a designated Official Statistics producer and is subject to Code of Practice
- Certified to ISO 9001:2008 for quality systems

Onward use of data and information

Statutory customers

University guides and league tables



HESA publications

National Statistics

International statistics

Examples of uses made of HESA data by HEIs

- Information for the public and prospective students
- Investigation of markets for new courses
- Analysis of league table positions
- Assessing trends in international student recruitment
- Market share analyses, e.g. contract research
- Benchmarking against competitors

Informed choice

UNISTATS

KIS KEY INFORMATION SET

Reliable and comparable information for prospective students

- Standardised information on every undergraduate course
- Destinations data including jobs and salaries
- NSS satisfaction ratings
- Entry qualifications
- Fees and accommodation costs
- Study information – time in lectures, % coursework etc.

Marketing and profile

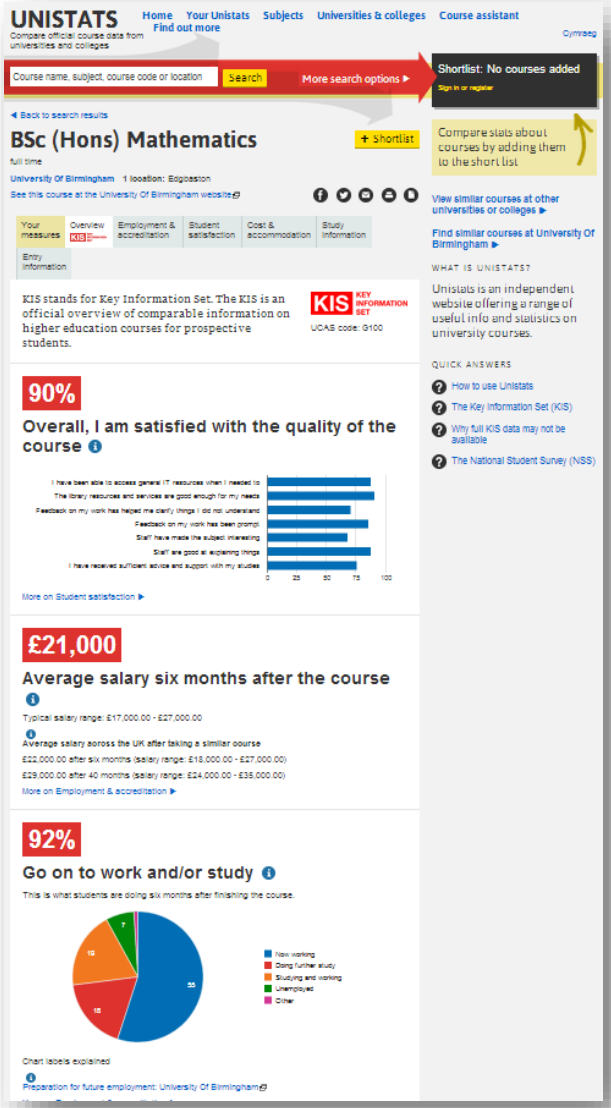

- 36,500 courses
- 407 institutions
- Shortlist courses for comparison
- Average 24,605 unique visitors per month
- 22,880 unique visitors in February 2014

Joined-up with providers' websites

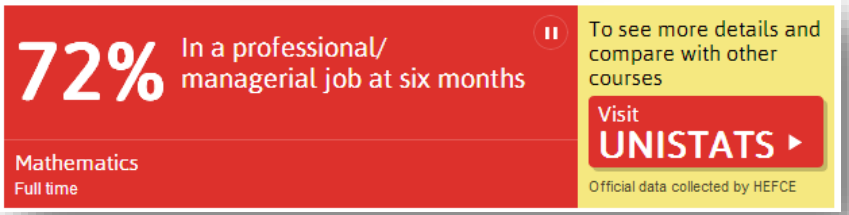

Scrolling widget from prospectus course page

Raw data freely available for re-use under open license from HESA: [www.hesa.ac.uk/**unistatsdata**](www.hesa.ac.uk/unistatsdata)

- 6,787 downloads of the raw data from September 2012 to February 2014

HIGHER EDUCATION STATISTICS AGENCY

Market research using data

Subject benchmarking reports

- Customisable on
  - Subject
  - Comparator groups
  - Entry tariff bands
- To explore
  - Students
  - Qualification Outcome
  - Employment
- Includes time-series trends over the last 10 years.
- Delivered as PDF with supporting data tables in Excel allowing further analysis.
- Supports course portfolio review, market research and target markets, comparative performance



Space travel

HESA bespoke report for Poppleton University on the JACS Principal Subject Space travel

16 July 2013

HESA
HIGHER EDUCATION STATISTICS AGENCY

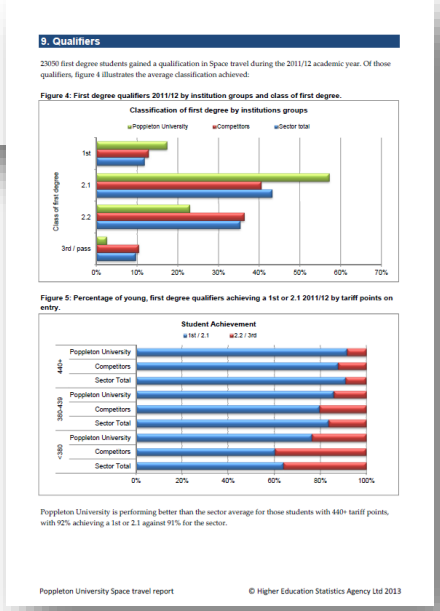

9. Qualifiers

23050 first degree students gained a qualification in Space travel during the 2011/12 academic year. Of those qualifiers, figure 4 illustrates the average classification achieved:

Figure 4: First degree qualifiers 2011/12 by institution groups and class of first degree.

Figure 5: Percentage of young, first degree qualifiers achieving a 1st or 2.1 2011/12 by tariff points on entry.

Poppleton University is performing better than the sector average for those students with 440+ tariff points, with 92% achieving a 1st or 2.1 against 91% for the sector.

Poppleton University Space travel report

© Higher Education Statistics Agency Ltd 2013

www.hesa.ac.uk/subjectreport

HIGHER EDUCATION STATISTICS AGENCY

League tables

theguardian

Google™ Custom Search | Search

News | Sport | Comment | Culture | Business | Money | Life & style | Travel | Environment | Tech | TV | Video | Dating | Offers | Jobs

News > Education > University guide

Series: Guardian Students

Previous | Next | Index

University guide 2014: University league table

All UK universities ranked by the Guardian

theguardian.com, Monday 3 June 2013 18.00 BST

Share 1175
Tweet 107
g+1 47
Share 269
Email

University league table

More about the university guide

Rank 2014	2013	2012	Institution	Average Teaching Score	NSS Teaching (%)	NSS Overall (%)	Spending per student / 10	Student staff ratio	Career prospects (%)	Value added score/10	Entry Tariff	NSS Feedback (%)
1	1	1	Cambridge	100	92	91	9.7	11.6	81	6.5	610	75
2	2	2	Oxford	96.2	93	91	9.7	11.1	76	7.3	583	71
3	3	4	London School of Economics	90.7	84	87	8.2	11.1	82	6.2	542	72

Education
University guide - Students

Series
Guardian Students

More from Guardian Students on

Education
University guide - Students

More tables

More on this story

HIGHER EDUCATION STATISTICS AGENCY

League tables

THE SUNDAY TIMES

A HEAD MASTER WRITES

▶ Thoughts from the study of Andrew Halls, head master of King's College School, Wimbledon

NEWS | SPORT | BUSINESS | COMMENT | NEWS REVIEW | CULTURE | STYLE | TRAVEL | DRIVING | MAGAZINE | PAPERS

HOME / UNIVERSITY GUIDE

UNIVERSITY GUIDE 2014

In association with milkround

HOME | SEARCH | FEATURES | METHODOLOGY | SHORTLIST

THE TIMES AND SUNDAY TIMES UNIVERSITY LEAGUE TABLES

Rank	Last Year Rank	University	Student satisfaction	Research quality	Ucas entry points	Graduate prospects	Firsts / 2:1s	Completion rate	Student-staff ratio	Services/facilities spend	Total
1	2	University of Cambridge	86.2	45	610	85.1	89.4	98.8	11.6	3,054	1,000
2	1	University of Oxford	85.9	44.3	583	78.3	90.9	98.4	11.1	3,490	999
3	3	London School of Economics and Political Science	80.9	38.7	542	77.1	81.3	97	11.1	2,464	892

International recruitment

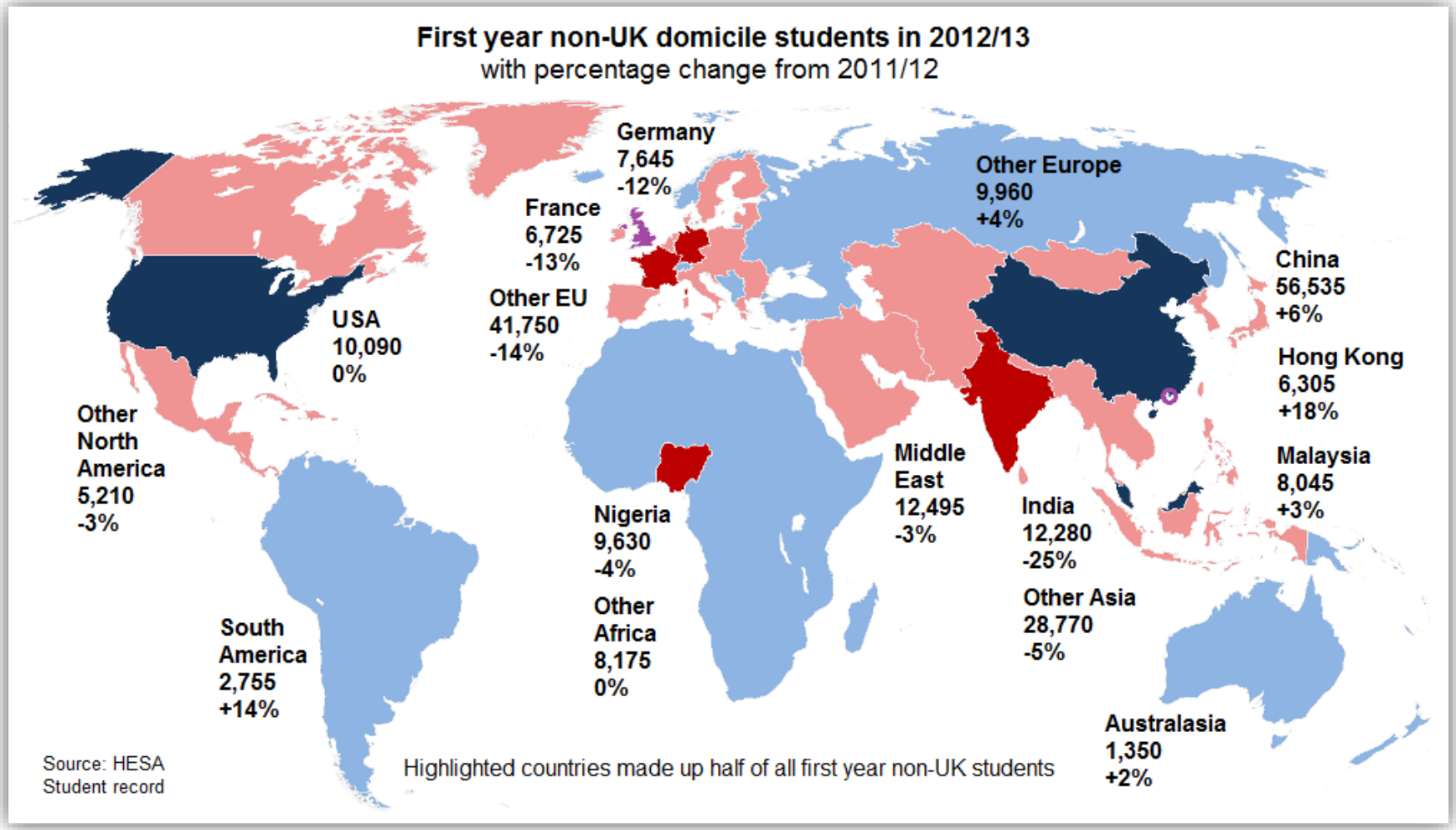

HIGHER EDUCATION STATISTICS AGENCY

International recruitment

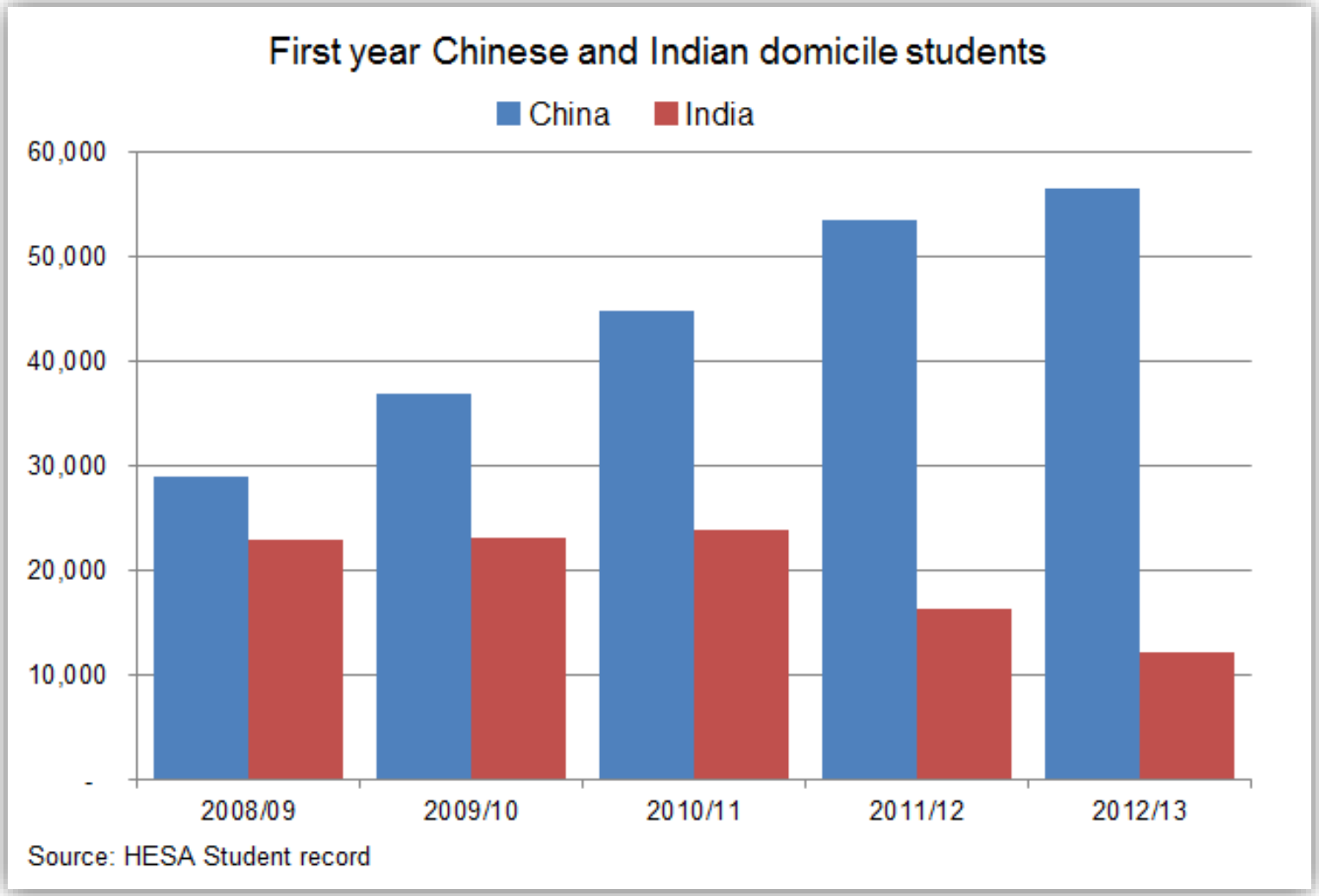

HIGHER EDUCATION STATISTICS AGENCY

Transnational education

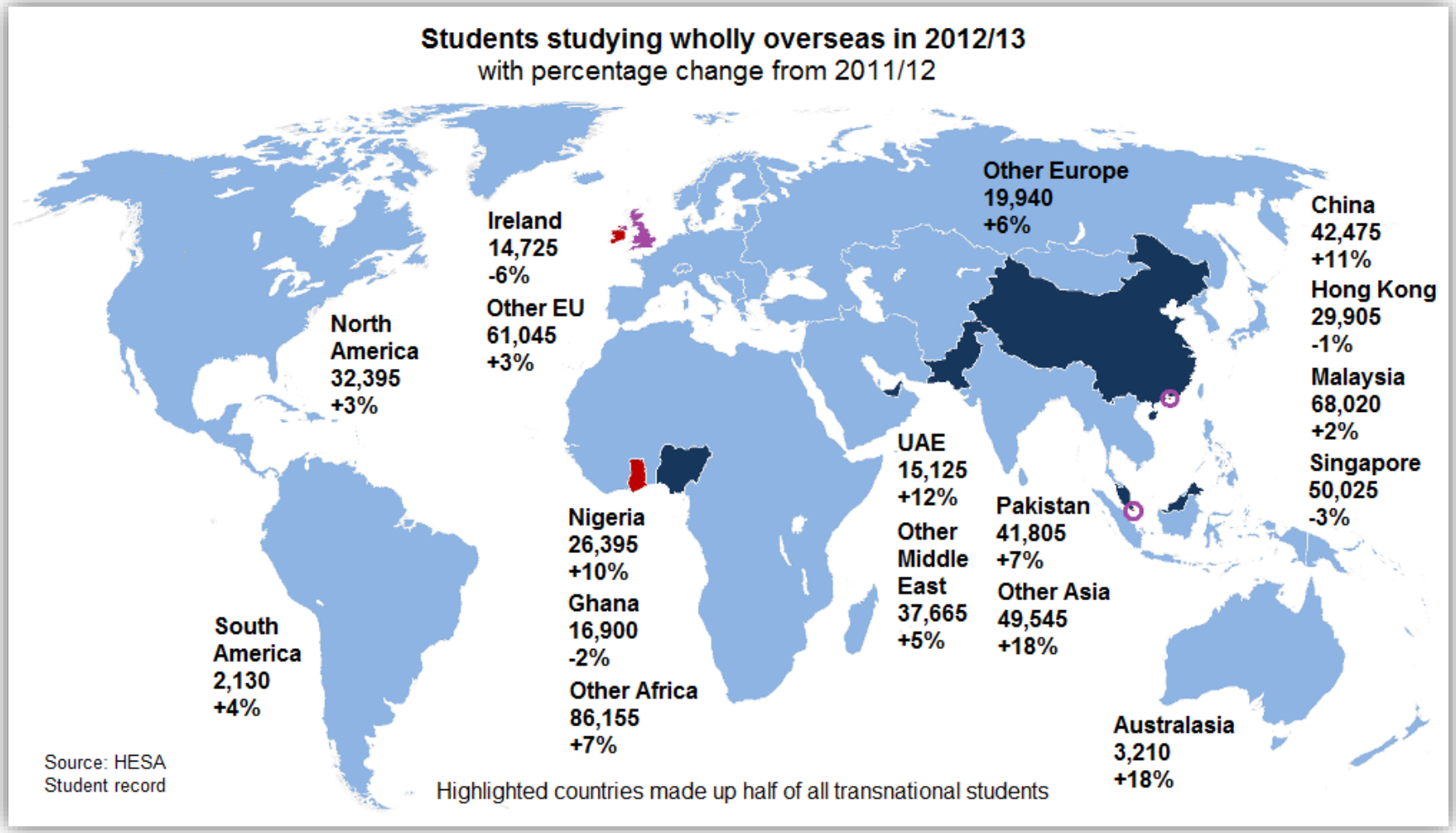

HIGHER EDUCATION STATISTICS AGENCY

Income sources

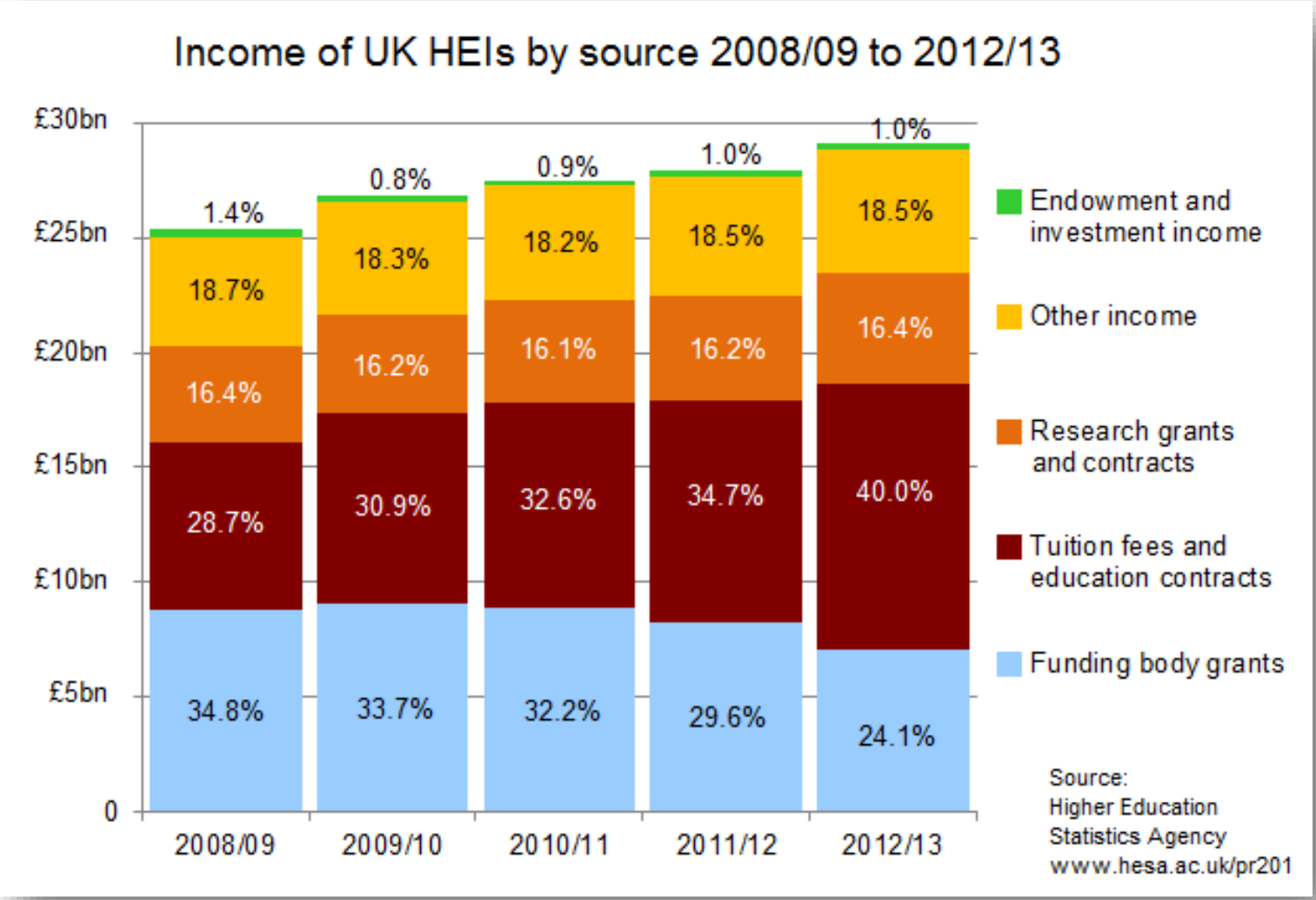

HIGHER EDUCATION STATISTICS AGENCY

Non-EU fees – heidi benchmarking

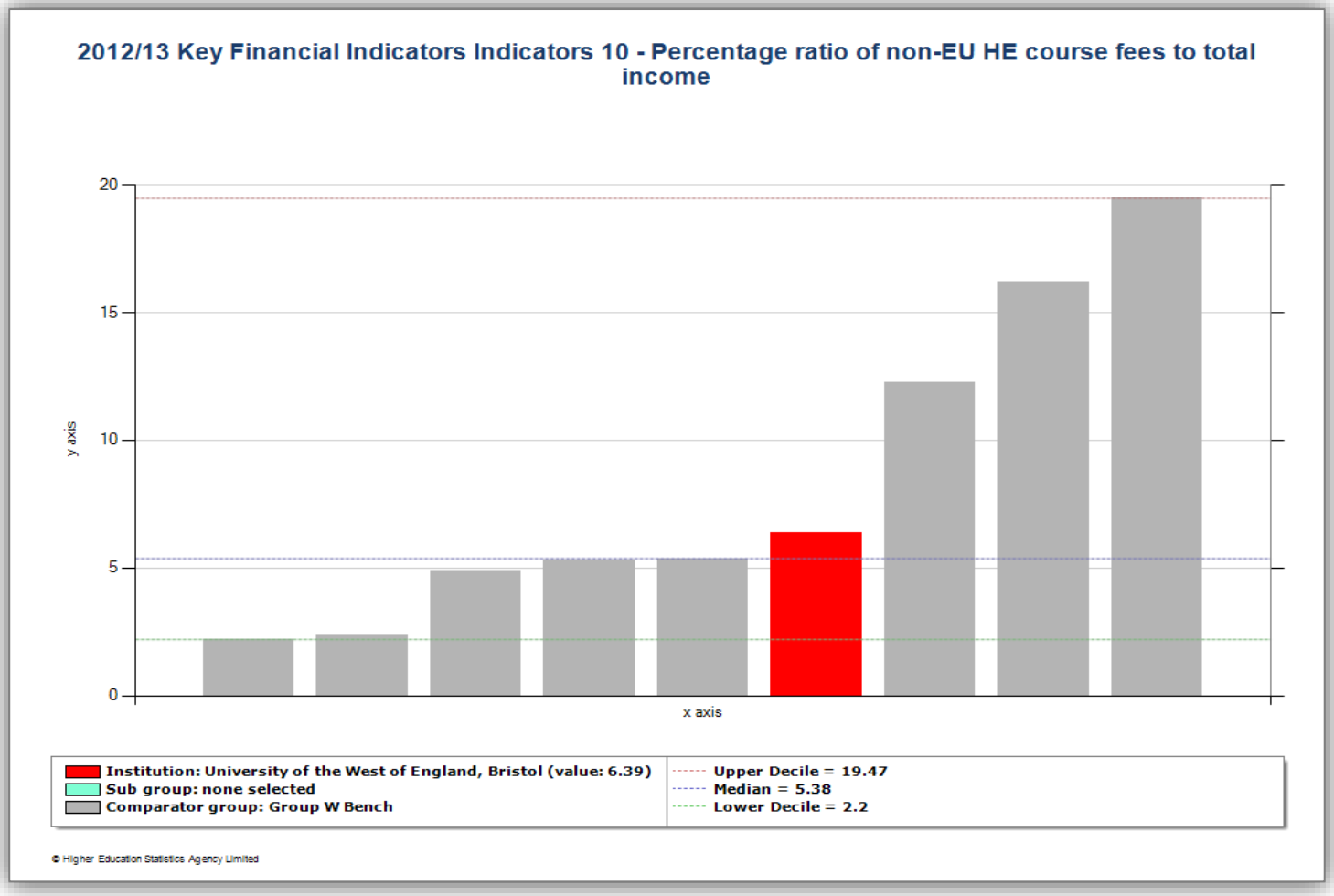

HIGHER EDUCATION STATISTICS AGENCY

heidi

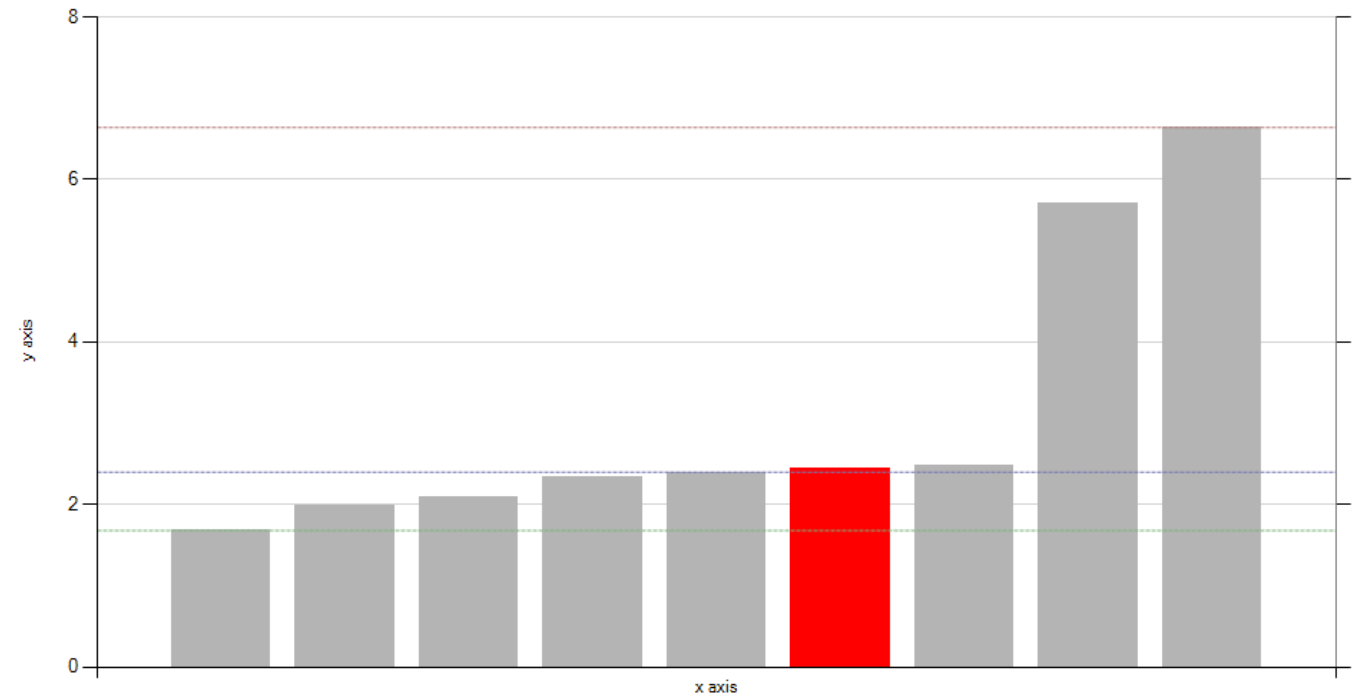

© Higher Education Statistics Agency Limited

HIGHER EDUCATION STATISTICS AGENCY

heidi

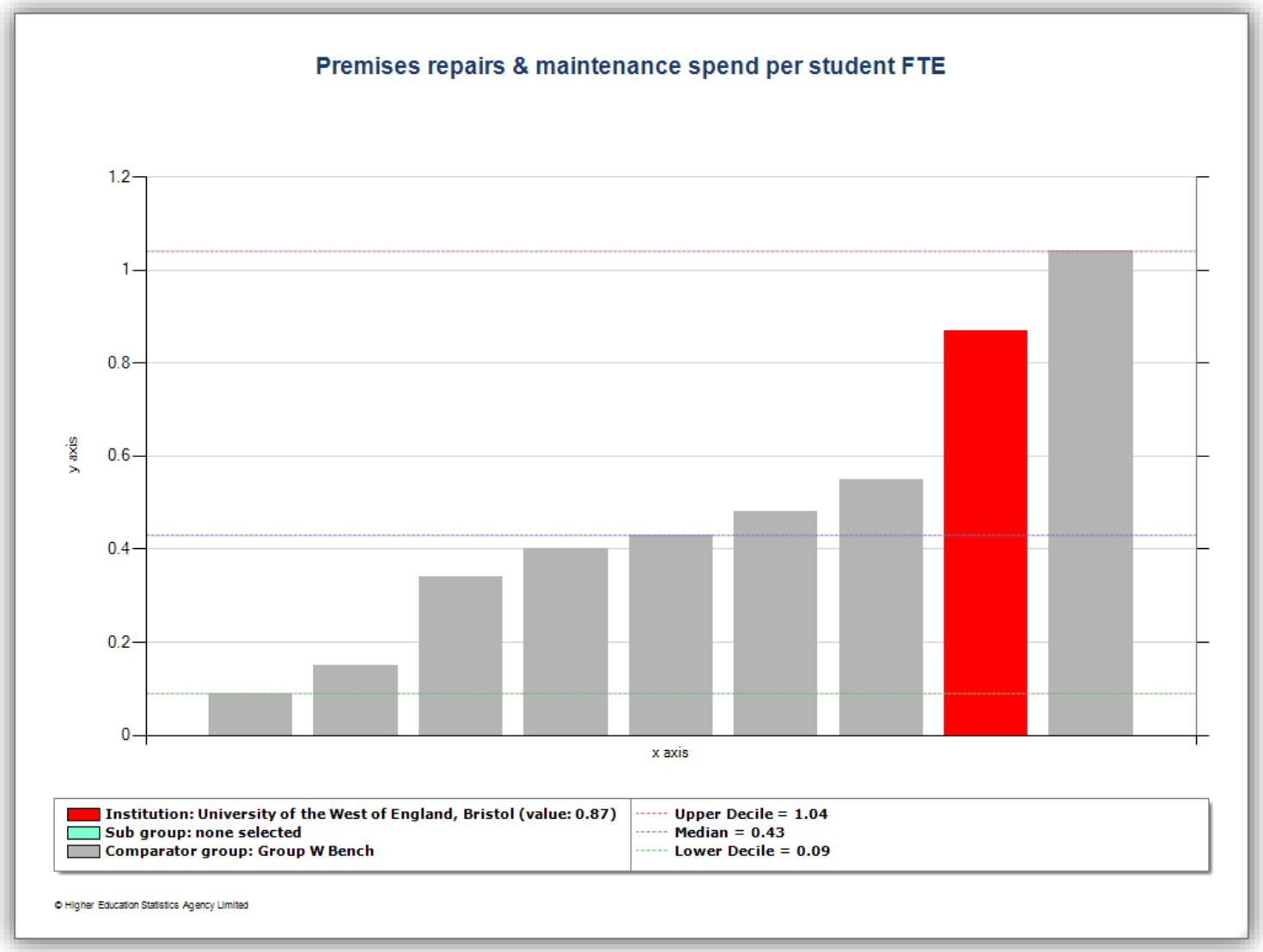

HIGHER EDUCATION STATISTICS AGENCY

Efficiency Agenda

Key findings include (from UUK webpage):

- There is much evidence of good practice in the sector, but it needs better dissemination.
- Information on the costs of operational activities within higher education needs to improve.
- Benchmarking is a vital tool for driving efficiency. Current practice is piecemeal and fragmented and a more strategic national framework is proposed.
- Simplifying, streamlining and improving internal processes needs to be a priority for all institutions.

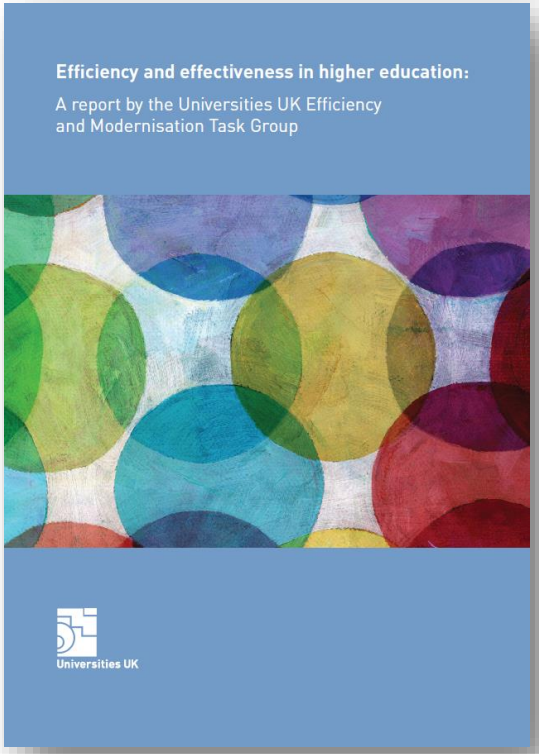

HIGHER EDUCATION STATISTICS AGENCY

Products & Statistics | Data Collection | Training & Support | About HESA | Search HESA

The official source of data about UK universities and HE colleges ›



Student numbers and qualifications 2012/13

Statistical First Release of student data for the 2012/13 academic year

Latest Updates

Survey for Staff at UK HE institutions statistical first release 2012/13
Published: 2014-01-23

Statistical First Release 198 - Staff at HE Institutions in the UK
Published: 2014-01-23
Staff at Higher Education Institutions in the United Kingdom 2012/13

Survey for the Student Enrolments and Qualifications statistical first release 2012/13
Published: 2014-01-16

Headline Statistics

UK Total 2012/13

Totals		
Students	2,340,275	-6.3%
Undergrads	1,803,840	-6.4%
Postgrads	536,440	-5.6%
Staff	382,380	+1.1%
Academic	185,535	+2.3%
Non-academic	196,845	+0.1%
Income (£k)	Figures Not Available	
Expenditure (£k)	Figures Not Available	
Undergraduate Modes		

UK | Countries | Institutions | About

Products & Statistics
- Free statistics online
- Publications and products
- Publication schedule
- heidi online database
- Bespoke data service

Data Collection
- Data collection hub
- Submit data to HESA
- Circulars library
- Coding manual library
- Institutional liaison

Training & Support
- Training seminars
- Bespoke training visits
- Training information
- Support centre

About HESA
- Overview
- Contact us
- Website terms of use
- Privacy statement
- Cookies

HESA HIGHER EDUCATION STATISTICS AGENCY

HESA website : www.hesa.ac.uk

An introduction to HESA and the data we collect

The Higher Education Statistics Agency

HESA
HIGHER EDUCATION STATISTICS AGENCY